

CCU Student Account Center

CCU's Student Account Center (SAC) portal provides access to comprehensive student account information for you, your parents and other authorized users.

The SAC integrates directly with our student accounting system and provides real-time updates to your student account, along with up-to-the minute balance information.

CINCINNATI CHRISTIAN UNIVERSITY Admin Login

Student Account Center

Welcome to CCU's Student Account Center (SAC). This portal provides comprehensive student account information for students, parents and authorized users. Information includes student account activity, monthly statements and bill paying options.



SAC Access Information

Login to view your school balance and make payment arrangements. You can invite others to access your account as well by using our "Manage Account Access" feature upon login.

Student Registration
Students must register first and can then share access with any additional participants who will be helping manage their account. Students can access the SAC in the upper right hand corner of this page using the same username (firstname.lastname) and password used for all CCU systems. For password assistance you may call 888-714-1113 or 513-276-1113. You may also email a detailed description of your needs to [\[email address\]](#).

Parents/Authorized User Registration
Upon completing the registration from their Student Account Center invitation email, parents and authorized users may login in the upper right hand corner of this page, under "Login with Student

Choose a Login Method

Login with your CCU Student Username and Password

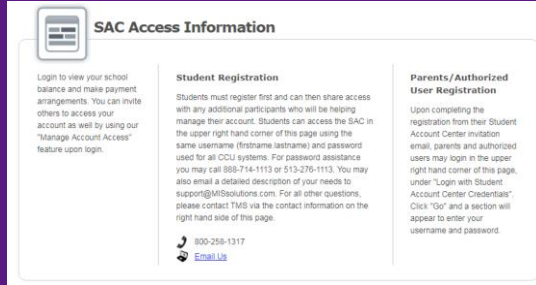
Login with Student Account Center Credentials (Non Students)

Need Help?
800-258-1317
Outside U.S. and Canada
401-921-3999
[Email Us](#)
Monday - Friday
8:00am - 10:00pm (ET)

Important Information
For assistance with navigating the Student Account Center, please click [HERE](#) to view the demo.

CCUniversity.afford.com

Student Account Center: Basics



SAC Access Information

Login to view your school balance and make payment arrangements. You can invite others to access your account as well by using our "Manage Account Access" feature upon login.

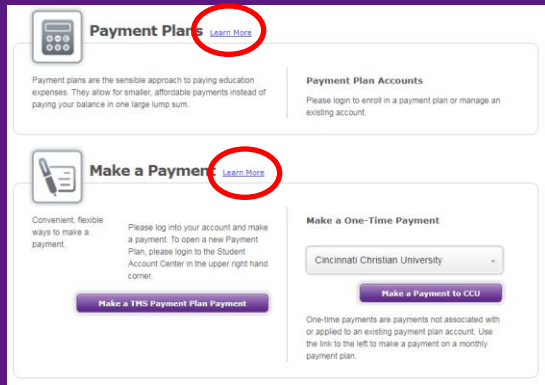
Student Registration
Students must register first and can then share access with any additional participants who will be helping manage their account. Students can access the SAC in the upper right hand corner of this page using the same username (firstname.lastname) and password used for all CCU systems. For password assistance you may call 888-714-1113 or 513-276-1113. You may also email a detailed description of your needs to support@inkolutions.com. For all other questions, please contact TMS via the contact information on the right hand side of this page.

800-258-1317
[Email Us](#)

Parents/Authorized User Registration
Upon completing the registration from their Student Account Center invitation email, parents and authorized users may login in the upper right hand corner of this page, under "Login with Student Account Center Credentials". Click "Go" and a section will appear to enter your username and password.

You'll find a lot of useful information and answers to questions even before you log in.

Use the "Learn More" links explore additional information.



Payment Plans [Learn More](#)

Payment plans are the sensible approach to paying education expenses. They allow for smaller, affordable payments instead of paying your balance in one large lump sum.

Payment Plan Accounts
Please login to enroll in a payment plan or manage an existing account.

Make a Payment [Learn More](#)

Convenient, flexible ways to make a payment.

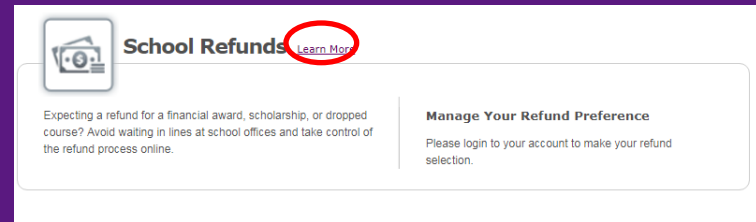
Please log into your account and make a payment. To open a new Payment Plan, please login to the Student Account Center in the upper right hand corner.

Make a One-Time Payment

Cincinnati Christian University

Make a TMS Payment Plan Payment **Make a Payment to CCU**

One-time payments are payments not associated with or applied to an existing payment plan account. Use the link to the left to make a payment on a monthly payment plan.



School Refunds [Learn More](#)

Expecting a refund for a financial award, scholarship, or dropped course? Avoid waiting in lines at school offices and take control of the refund process online.

Manage Your Refund Preference
Please login to your account to make your refund selection.



Need Help?
800-258-1317

Outside U.S. and Canada
401-921-3999
[Email Us](#)
Monday – Friday
8:00am – 10:00pm (ET)

Important Information

For assistance with navigating the Student Account Center, please click [HERE](#) to view the demo.

CALL Students are not able to open payment plans via the Student Account Center. They should contact CCU Enrollment Services at 513-244-8130 or enrollment@ccu.edu if they wish to utilize the payment plan.

Service fees may vary based on the card presented for payment.

Student Account Center: Login



CINCINNATI CHRISTIAN UNIVERSITY

Student Account Center

Welcome to CCU's Student Account Center (SAC). This portal provides comprehensive student account information for students, parents and authorized users. Information includes student account activity, monthly statements and bill paying options.



SAC Access Information

Login to view your school balance and make payment arrangements. You can invite others to access your account as well by using our "Manage Account Access" feature upon login.

Student Registration

Students must register first and can then share access with any additional participants who will be helping manage their account. Students can access the SAC in the upper right hand corner of this page using the same username (firstname.lastname) and password used for all CCU systems. For password assistance you may call 888-714-1113 or 513-276-1113. You may also email a detailed description of your needs to

Parents/Authorized User Registration

Upon completing the registration from their Student Account Center invitation email, parents and authorized users may login in the upper right hand corner of this page, under "Login with Student

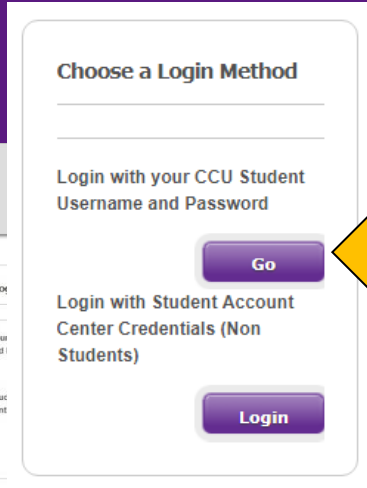
Need Help?
800-258-1317

Outside U.S. and Canada
401-921-3999

[Email Us](#)
Monday - Friday
8:00am - 10:00pm (ET)

Important Information

For assistance with navigating the Student Account Center, please click [HERE](#) to view the demo.



Choose a Login Method

Login with your CCU Student Username and Password

Go

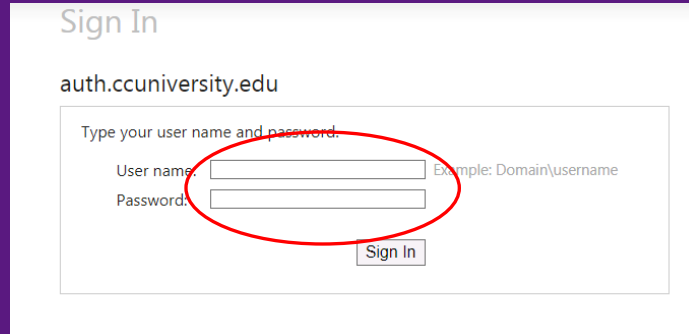
Login with Student Account Center Credentials (Non Students)

Login



Student login

Student Account Center: Login



Sign In

auth.ccuniversity.edu

Type your user name and password.

User name: Example: Domain\username

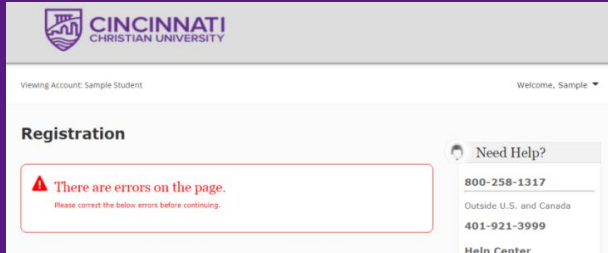
Password:

Sign In

User name: FirstName.LastName
(example-sample.student)

Password: ID Number + FN initial + In initial
(example-123456Ss)

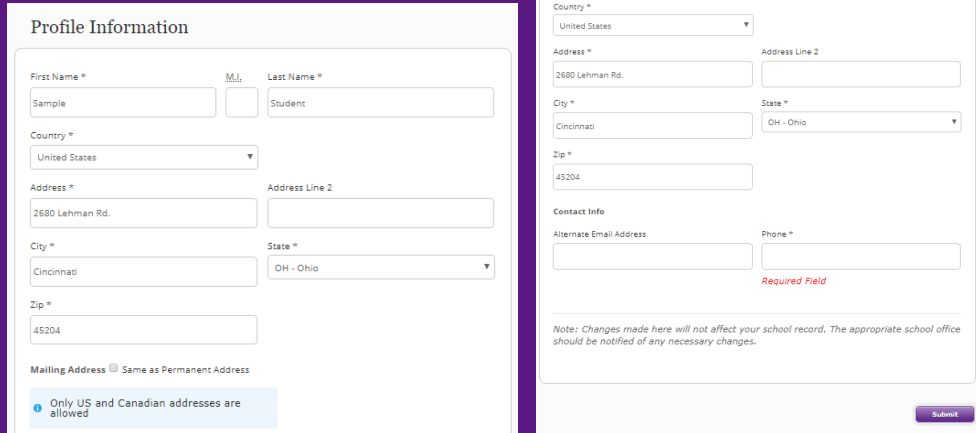
Student Account Center: Registration



The screenshot shows the top of the Student Account Center registration page. At the top left is the CINCINNATI CHRISTIAN UNIVERSITY logo. Below it, the text reads "Viewing Account: Sample Student" and "Welcome, Sample". The main heading is "Registration". A red-bordered box contains an error message: "There are errors on the page. Please correct the below errors before continuing." To the right of the error message is a "Need Help?" button with a phone icon, and contact information: "800-258-1317", "Outside U.S. and Canada", and "401-921-3999". A "Help Center" link is also visible.

Make sure pop-ups are not being blocked by your browser

The first time you log into the Student Account Center, there will be a number of “housekeeping items” for you to complete. Initially, you’ll receive an error message which reminds you to review and update your Profile information.



The screenshot shows the "Profile Information" registration form. It is divided into two columns. The left column contains fields for "First Name *", "M.I.", "Last Name *", "Country *", "Address *", "City *", and "Zip *". The right column contains fields for "Address Line 2", "State *", "Alternate Email Address", and "Phone *". A "Submit" button is at the bottom right. A note at the bottom states: "Note: Changes made here will not affect your school record. The appropriate school office should be notified of any necessary changes." A blue box at the bottom left contains the text: "Only US and Canadian addresses are allowed".

Add Phone number and submit

Student Account Center: Registration


OR

Payment Preference

In the event you are due a refund, please select a Payment Preference. [Learn More](#)

Default Payment Method: CHECK

- Direct Deposit**
Availability: 1-2 Days After Funds are Disbursed by Your School
Direct Deposit allows your funds to be directed to your existing checking or savings account.
- Prepaid Card** [Learn More](#) [Terms and Conditions](#) [Fee Free ATM's](#)
Availability: Same or Next Day After Funds are Disbursed by Your School
You can access your money any time of day through our more than 55,000 surcharge free ATM's and keep track of your spending at the online Banking site. You may link your checking account and transfer money from the card. The prepaid card gives you access to the Pay Anyone Bill Pay Solution and Merchant Discounts. Your money is FDIC insured and is safer than carrying cash. You are not required to select or accept this card. View disclosures immediately below.

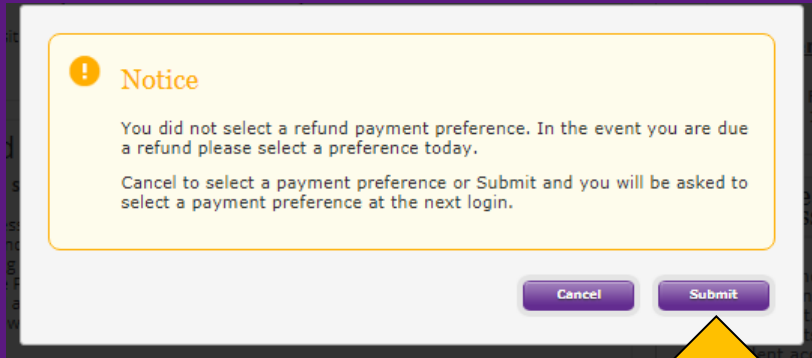
when finished 

Choose how you want to receive a refund if you have an overpayment or credit on your student account. Pick either:

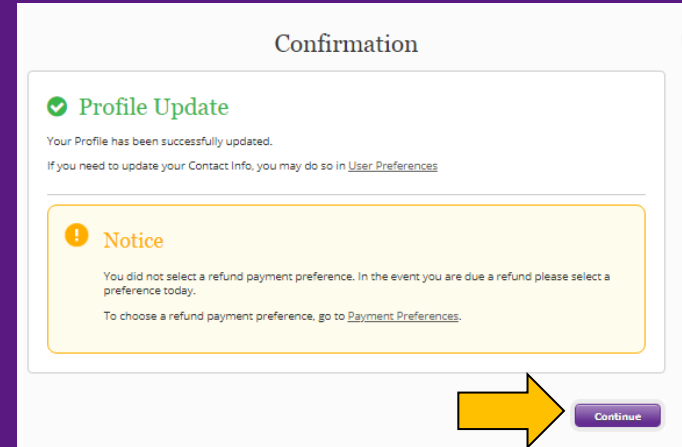
- **Direct Deposit** - provide the bank name, account number and routing number for your checking or savings account
- **Prepaid Card** – A prepaid Discover® card will be mailed to you.

Change your preference at any time

Student Account Center: Registration

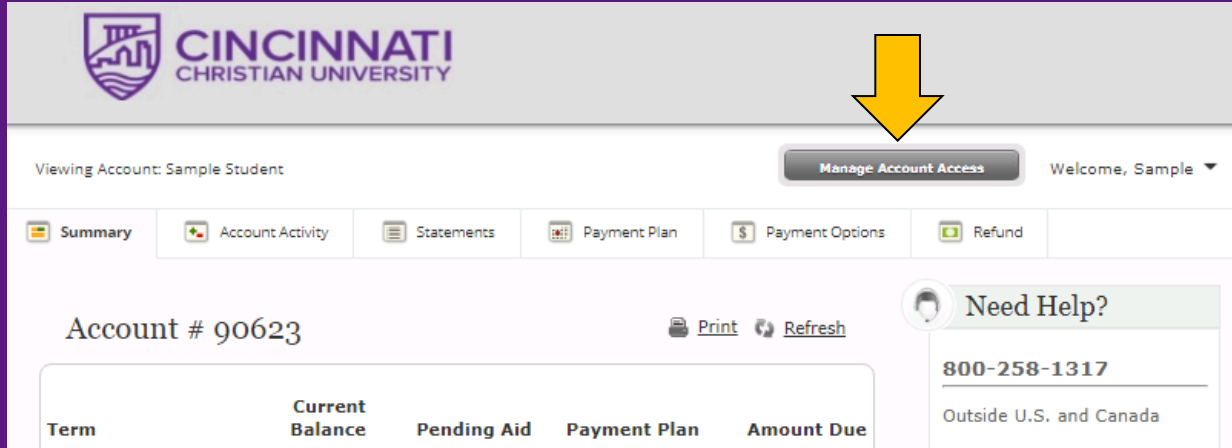


If you did not select a refund preference, you'll see this notice. You'll get reminders to update this later, so click "Submit".



Confirmation that your profile is updated (with a second reminder about your refund preference if you did not select a method).

Student Account Center: Manage Access




The screenshot shows the Cincinnati Christian University Student Account Center interface. At the top left is the university logo and name. Below it, the text "Viewing Account: Sample Student" is displayed. A yellow arrow points to a button labeled "Manage Account Access" in the top right area. To the right of this button is a "Welcome, Sample" dropdown menu. Below the navigation bar are several menu items: Summary, Account Activity, Statements, Payment Plan, Payment Options, and Refund. The account number "Account # 90623" is shown, along with "Print" and "Refresh" links. A "Need Help?" section provides the phone number "800-258-1317" and the text "Outside U.S. and Canada". At the bottom, a table header is visible with columns for Term, Current Balance, Pending Aid, Payment Plan, and Amount Due.


Term	Current Balance	Pending Aid	Payment Plan	Amount Due
------	-----------------	-------------	--------------	------------

Select “Manage Account Access” to share access with parents, spouse or other person who helps with your account.

Student Account Center: Manage Access

Participants for Sample Student + Add

Name	Account Role	Status
 To revoke a registered account participant's access, please contact us.		



Invite an Account Participant

First Name * M.I. Last Name *

Email Address * Confirm Email Address *

Student Account
Sample Student

By checking this box, I authorize my school and TMS to disclose information about my cost of education, payment amounts, account activity and outstanding balances to any user to whom I grant access to my profile on this portal. The purpose of this disclosure is so that these users will have the information necessary to assist me with completing my financial obligations.

Send

An email invitation will be sent with login instructions.

Student Account Center: Summary

Viewing Account: Sample Student Manage Account Access Welcome, Sample

Summary Account Activity Statements Payment Plan Payment Options Refund

Account # 90623 Print Refresh

Term	Current Balance	Pending Aid	Payment Plan	Amount Due
2018-2019 - Fall Semester	\$8,724.00	(\$1,732.00)	\$0.00	\$6,992.00
Total Amount Due:				\$6,992.00

Need Help?
800-258-1317
Outside U.S. and Canada
401-921-3999
[Help Center](#)
Monday - Friday
8:00am - 10:00pm (ET)

The Summary page shows:

- Balance of your charges
- Pending (unposted) financial aid
- Payment Plan balance
- Amount due

Student Account Center: Amount Due

Total Amount Due:

\$6,992.00

unpaid balance

Total Amount Due:

(\$108.00)

(credit balance)

The first example shows a balance that must be paid.

The second example shows an overpayment. This will be refunded to you when it has been posted to your account.

Student Account Center: Pending Aid

Account # 90623

Term	Current Balance	Pending Aid	Payment Plan	Amount Due
2018-2019 - Fall Semester	\$8,724.00	(\$1,732.00)	\$0.00	\$6,992.00

Total Amount Due:

Click on pending aid (\$x,xxx.xx) to view a detailed listing of unposted financial aid

Your Financial Aid Information

Pending Financial Aid

Pending financial aid has not been credited to the student account but is included in the calculation of the balance due.

Term	Description	Status	Amount
2018-2019 - Fall Semester	Federal Direct Subsidized Loan	Pending	\$1,732.00

View Available Payment Options

Student Account Center: Account Activity

Summary **Account Activity** Statements Payment Plan Payment Options

Account # 90623 [Print](#) [Refresh](#)

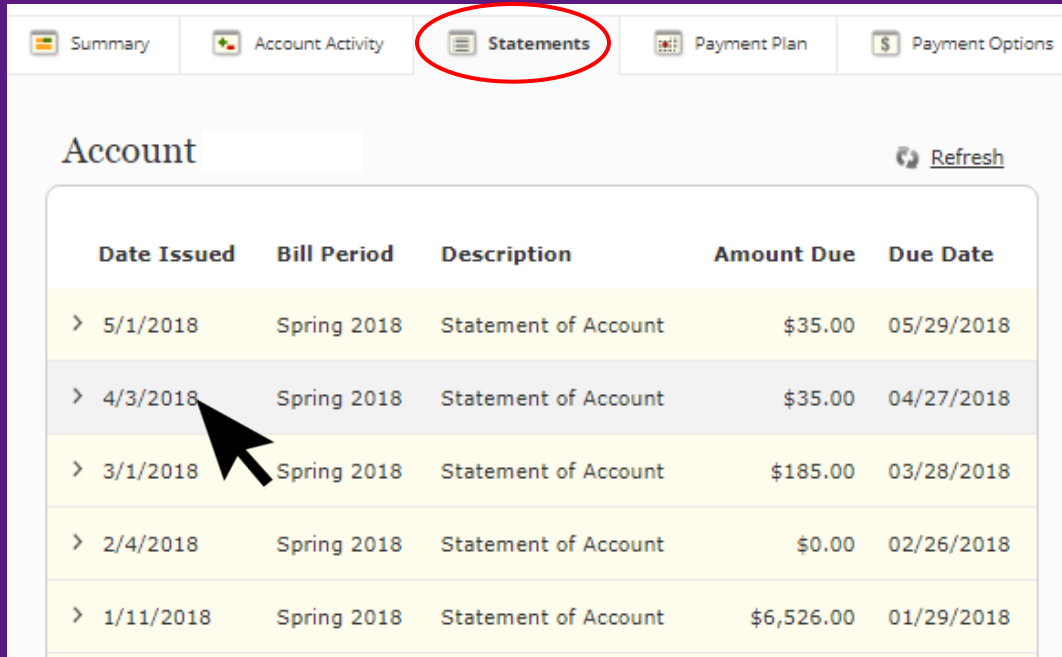
Show Account Activity By:
 All Dates Last days [Refresh](#) Term(s)
Refine Search Results

Show 25 entries Filter by:

Date	Terms	Description	Charges	Credits
07/01/2018	2018-2019 - Fall Semester	Welcome Weekend Fee Fall 2018	\$75.00	
07/01/2018	2018-2019 - Fall Semester	FT UG Campus Resources Fee Fall 2018	\$349.00	
07/01/2018	2018-2019 - Fall Semester	FT UG Credit Tuition Fall 2018	\$8,265.00	

Account activity lists account details for the selected period

Student Account Center: Statements



The screenshot shows the 'Student Account Center' interface. At the top, there are five tabs: 'Summary', 'Account Activity', 'Statements', 'Payment Plan', and 'Payment Options'. The 'Statements' tab is highlighted with a red circle. Below the tabs, there is a section titled 'Account' with a 'Refresh' button. A table lists several 'Statement of Account' entries for 'Spring 2018'. A mouse cursor is pointing to the '4/3/2018' entry.

Date Issued	Bill Period	Description	Amount Due	Due Date
> 5/1/2018	Spring 2018	Statement of Account	\$35.00	05/29/2018
> 4/3/2018	Spring 2018	Statement of Account	\$35.00	04/27/2018
> 3/1/2018	Spring 2018	Statement of Account	\$185.00	03/28/2018
> 2/4/2018	Spring 2018	Statement of Account	\$0.00	02/26/2018
> 1/11/2018	Spring 2018	Statement of Account	\$6,526.00	01/29/2018

List of monthly statements

Select to view monthly billing statement

Student Account Center: Payment Plan

Summary Account Activity Statements **Payment Plan** Payment Options

Message Center

! A payment of \$306.17 for the payment plan account ending # [redacted] is scheduled for automatic draft on 5/25/2018. You may view payment plan accounts and make payments on the [Payment Plan tab](#).

Account # [redacted] Refresh

Your Payment Plans

6-pay Fall

Plan Name	6 Fall Payments - Starting 5/25
Plan Account	[redacted]
Plan Balance	\$1,837.00
Status	Active-Current
Next Payment	5/25/2018

Make a Payment Plan Payment
Click here to make a payment plan payment.

Adjust Your Payment Plan
Click here to adjust your plan balance.

Manage Your Payment Plan

View and manage payment plans:

- check plan balance
- make adjustments
- make payments
- check prior term or year plan history

Student Account Center: Payment Options

Summary Account Activity Statements Payment Plan **Payment Options**

Payment Options for Account # 90623

2018-2019 - Fall Semester

Current Balance	\$12,904.00
Pending Aid	\$8,832.00
Your Payment Plan	\$0.00
Other Payment Plan	\$0.00
Balance Due	\$4,072.00

There is a balance due for this term.

You can:

Make a one-time payment
Enter the amount to pay and click "Make a Payment to CCU".

\$ 4072.00

Make a Payment to CCU

International Funds Transfers
International funds transfers are processed by our partner, Flywire. By clicking the below link, you will be sent to their site to complete your transaction.

[Pay by International Funds Transfer flywire](#)

Enroll in a payment plan
Click here to enroll in a payment plan.

Make online payment for full or partial balance

Link for international payments

Enroll in a payment plan

Student Account Center: Refunds

Summary Account Activity Statements Payment Plan Payment Options **Refund**

Refund Disbursement History [Print](#) [Refresh](#)

ID	Date	Amount	Type
There are no refunds available to view at this time.			

Refund Preferences

Refund Payment Method
No preference is currently selected. Please pick a preference today. >

Delivery Address
2700 Glenway Ave
Cincinnati OH 45204
USA >

Need Help
800-258-1
Outside U.S. e
401-921-3
[Help Center](#)
Monday - Frid
8:00am - 10:
[Share Access](#)
Invite someone
become an ac

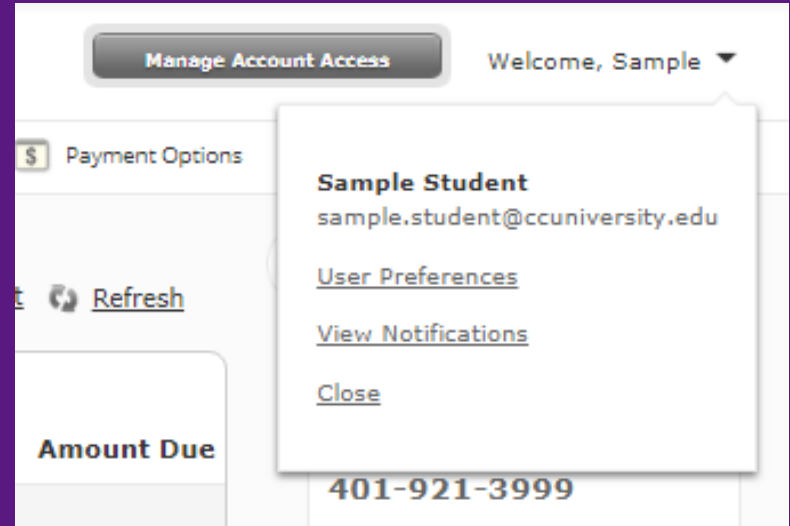
Refund History

Select/Change
Refund Method

Update Delivery
Address

Student Account Center: Preferences

- User Preferences
 - Profile
 - Refund Payment Method
 - My Wallet
 - Manage Notifications



Notifications are reminders you receive your refund is processed. In addition to an email notification, you can add a cell phone number to receive a text.